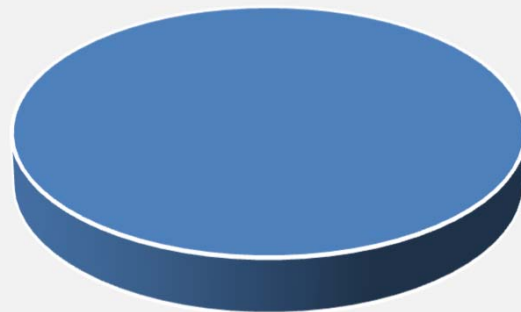




Current funds in the UC San Diego Foundation are created by donations or by earnings on investments. Unlike the principal of endowed funds, current funds are completely expendable at the discretion of the fund administrator.

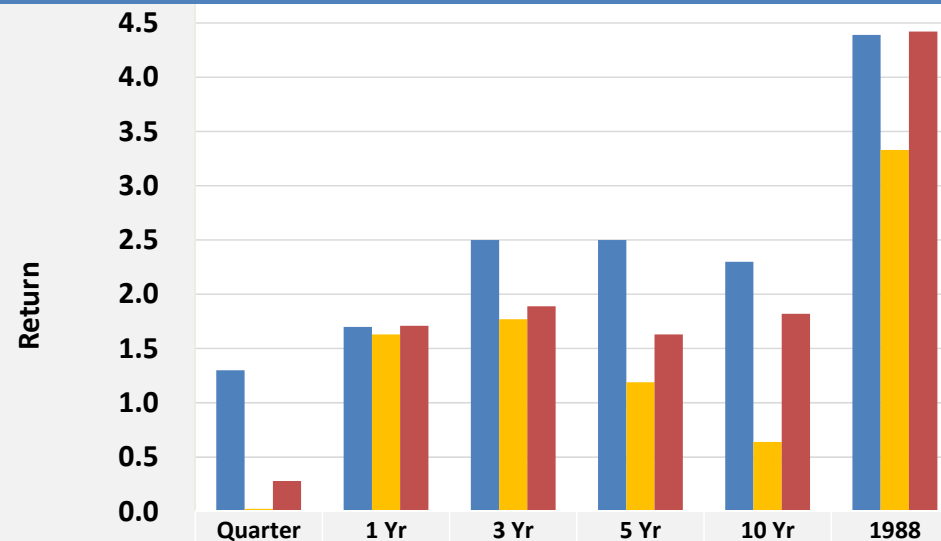
In investing its current funds, the overall strategy of the UC San Diego Foundation is to emphasize safety of principal, while ensuring quality of holdings, liquidity, and meeting cash flow requirements of current fund holders and Foundation operating expenses. The objective of the Foundation's current fund investment portfolio is to maximize available yield, while assuming an appropriate level of risk to ensure the safety of the principal.

Current Funds Manager Allocation



STIP
100.0%

Current Funds Total Return

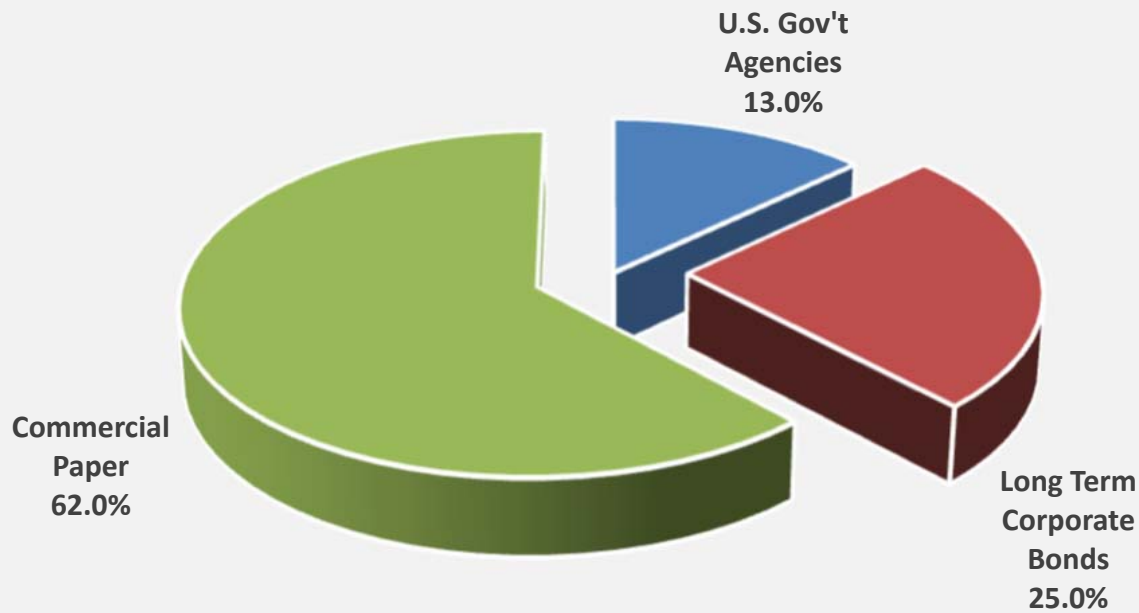


	Quarter	1 Yr	3 Yr	5 Yr	10 Yr	1988
■ CURRENT FUNDS	1.3	1.7	2.5	2.5	2.3	4.4
■ 90 DAY U.S. TREASURY BILLS	0.0	1.6	1.8	1.2	0.6	3.3
■ STIP	0.3	1.7	1.9	1.6	1.8	4.4

Current Funds Investment Pool Asset Mix Summary As of June 30, 2020



Current Funds Asset Mix



Current Funds	Market Value	% of Portfolio
U.S. Gov't Agencies	\$ 9,962,462	13.0%
Long Term Corporate Bonds	\$ 19,158,581	25.0%
Commercial Paper	\$ 47,513,281	62.0%
Total Current Funds	\$ 76,634,324	100.0%