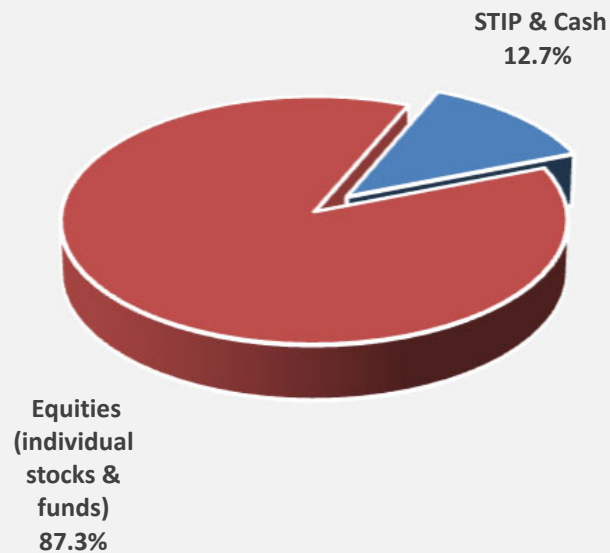


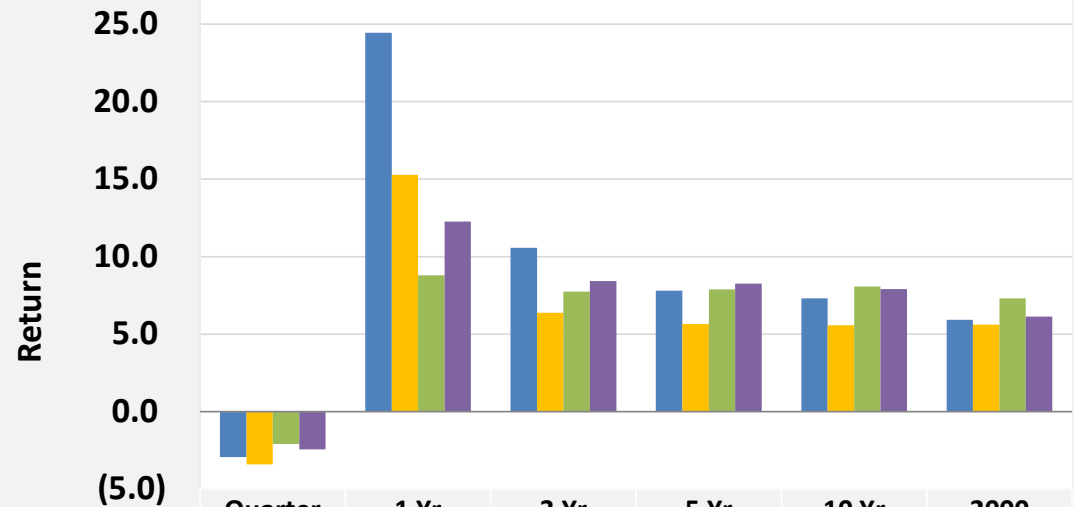


The UC San Diego Student Foundation was established in 1998 with a donation of \$100,000 from UC San Diego alumni Patricia, '83 and Marc Brutton, '79. The first of its kind in the University of California system and only 1 of 5 similar organizations nationwide, the Student Foundation promotes a culture of philanthropy by teaching fellow students how to invest, fund raise and manage an endowment, all in the name of student scholarships.

Endowment Investment Pool Asset Mix




Endowment Total Return



	Quarter	1 Yr	3 Yr	5 Yr	10 Yr	2000
UCSD Student Foundation	(2.9)	24.4	10.6	7.8	7.3	5.9
Benchmark (1)	(3.4)	15.3	6.4	5.7	5.6	5.6
GEP	(2.1)	8.8	7.8	7.9	8.1	7.3
UC San Diego Foundation	(2.4)	12.3	8.4	8.3	7.9	6.1

(1) Target benchmark effective March 2021: 65% S&P 500 Index + 15% MSCI EAFE Index + 20% Bloomberg Barclays US Aggregate Bond Index

UCSD Student Foundation Asset Allocation Summary As of September 30, 2023



|-----% of Total Portfolio-----|

	Market Value	at 9/23	at 6/23	at 3/23	Target % (approved 06/2022)	Range	Target Dollar	% Variance from Target (under)/over	\$ Variance from Target (under)/over
US Equities	815,561	76.7%	77.5%	81.1%	65.0%	55% - 75%	691,164	11.7%	124,397
Non-US Equities	103,135	9.7%	9.4%	8.8%	15.0%	10% - 20%	159,500	-5.3%	(56,365)
Total Equities (1)	918,695	86.4%	86.9%	89.9%	80.0%		850,664	6.4%	68,031
Alternative Investments	9,794	0.9%	0.8%	0.3%	0.0%	0% - 5%	-	0.9%	9,794
Fixed Income (BND & STIP)	132,463	12.5%	12.1%	9.6%	20.0%	15% - 25%	212,666	-7.5%	(80,203)
Cash Equivalents (2)	2,378	0.2%	0.2%	0.2%	0.0%	0% - 10%	-	0.2%	2,378
Total Portfolio (3)	1,063,330	100.0%	100.0%	100.0%	100.0%		1,063,330	0.0%	0

Notes:

(1) As of 9/30/23, 60 equity holdings

(2) Schwab cash of \$2,378

(3) This pool is managed by the Investment Committee of the UCSD Student Foundation. It includes the original endowment #2118 created in 1998, plus the Senior Class Endowed Scholarship Fund #2137, which was added in 2011.

Market Value

698,255	#2118 UCSD Student Foundation Endowment Fund
365,076	#2137 Senior Class Gift Endowed Scholarship Fund
<u>1,063,331</u>	



Symbol	Asset Class	Name	Number of Shares	Cost	Market Value	% of Market Value
AAPL	US Equities	APPLE INC	450	6,042	77,045	8.3%
UNH	US Equities	UNITED HEALTH GROUP INC	116	3,478	58,486	6.3%
XLE	US Equities	ENERGY SELECT SECTOR SPDR	573	28,650	51,793	5.6%
GOOG	US Equities	ALPHABET INC CL C	320	8,465	42,192	4.5%
EFA	Non-US Equities	ISHARES MSCI EAFE	608	34,071	41,903	4.5%
NVDA	US Equities	NVIDIA CORP	85	4,552	36,974	4.0%
ORCL	US Equities	ORACLE CORP	300	4,981	31,776	3.4%
GOOGL	US Equities	ALPHABET INC CL A	220	1,982	28,789	3.1%
ANET	US Equities	ARISTA NETWORKS INC	156	5,937	28,693	3.1%
IRM	US Equities	IRON MOUNTAIN INC COM	456	14,805	27,109	2.9%
MSFT	US Equities	MICROSOFT CORP	83	19,894	26,207	2.8%
XLI	US Equities	INDUSTRIAL SELECT SECTOR SPDR	258	9,501	26,156	2.8%
INDA	Non-US Equities	ISHARES MSCI INDIA ETF	587	19,920	25,957	2.8%
XLV	US Equities	HEALTH CARE SELECT SECTOR SPDR	190	6,013	24,461	2.6%
PEP	US Equities	PEPSICO INC	137	17,579	23,213	2.5%
BRK.B	US Equities	BERKSHIRE HATHAWAY INC CL B	50	2,380	17,515	1.9%
V	US Equities	VISA	72	3,478	16,561	1.8%
PG	US Equities	PROCTER & GAMBLE COMPANY	113	10,007	16,482	1.8%
NTDOY	Non-US Equities	NINTENDO LTD ADRUNSPONSORED	312	12,013	16,146	1.7%
DLR	US Equities	DIGITAL REALTY TRUST	127	17,885	15,370	1.7%
MCD	US Equities	MCDONALDS CORP	50	3,683	13,172	1.4%
BA	US Equities	BOEING CO	67	3,193	12,843	1.4%
HCA	US Equities	HCA HEALTHCARE INC COM	51	7,422	12,545	1.4%
XLF	US Equities	FINANCIAL SELECT SECTOR SPDR	356	7,553	11,809	1.3%
GS	US Equities	GOLDMAN SACHS GROUP INC	36	6,399	11,649	1.3%
DIS	US Equities	WALT DISNEY CO	140	13,577	11,347	1.2%
STZ	US Equities	CONSTELLATION BRANDS INC	45	9,936	11,310	1.2%
DJP	Commodities	IPATH DJ-UBS COMMODITY INDEX TR ETN	348	14,001	11,185	1.2%
XLP	US Equities	CONSUMER STAPLES SELECT SECTOR SPDR	153	4,082	10,528	1.1%
IXP	Non-US Equities	ISHARES GLOBAL TELECOM	150	9,312	10,247	1.1%
XLB	US Equities	SPDR FUND MATERIALS	128	4,169	10,054	1.1%
ULTA	US Equities	ULTA BEAUTY INC.	25	9,843	9,986	1.1%
FB	US Equities	META PLATFORMS INC.	30	7,920	9,006	1.0%
WFC	US Equities	WELLS FARGO & COMPANY	220	6,295	8,989	1.0%
QCOM	US Equities	QUALCOMM INC.	75	9,988	8,330	0.9%
MDLZ	US Equities	MONDELEZ INTERNATIONAL INC	120	2,859	8,328	0.9%
LVMUY	Non-US Equities	LVMH MOET HENNESSY	55	10,067	8,311	0.9%
ADM	US Equities	ARCHER DANIELS MIDLAND CO	110	4,855	8,296	0.9%
MRK	US Equities	MERCK & CO, INC.	80	6,078	8,236	0.9%
EEM	Non-US Equities	ISHARES MSCI EMERGING MARKETS	212	8,417	8,045	0.9%
PYPL	US Equities	PAYPAL HOLDINGS INCORPORATED	131	20,015	7,658	0.8%
DEO	Non-US Equities	DIAGEO PLC SPONSORED ADR GREAT BRITAIN	50	4,218	7,459	0.8%
LH	US Equities	LAB CO OF AMERICA	37	9,794	7,439	0.8%
SBUX	US Equities	STARBUCKS CORP	80	3,055	7,302	0.8%
CME	US Equities	CME GROUP INC	35	3,862	7,008	0.8%
BAC	US Equities	BANK OF AMERICA, NA	250	9,934	6,845	0.7%
LMT	US Equities	LOCKHEED MARTIN CORP	16	4,985	6,543	0.7%
XLU	US Equities	UTILITIES SELECT SECTOR SPDR	104	3,717	6,129	0.7%
JCI	Non-US Equities	JOHNSON CONTROLS INC	112	5,117	5,960	0.6%
ARE	US Equities	ALEXANDRIA REAL ESTATE	55	6,080	5,506	0.6%
IPGP	US Equities	IPG PHOTONICS CORP COM	52	4,883	5,280	0.6%
DAL	US Equities	DELTA AIR LINES INC	117	5,996	4,329	0.5%
GILD	US Equities	GILEAD SCIENCES INC	43	3,237	3,222	0.3%
SQ	US Equities	BLOCK INC	42	10,002	1,859	0.2%
CVS	US Equities	CVS HEALTH CORP	26	2,501	1,815	0.2%
XLRE	US Equities	REAL ESTATE SELECT SECTOR SPDR	49	1,565	1,669	0.2%
TWLO	US Equities	TWILIO INC.	26	9,906	1,522	0.2%
FOXA	US Equities	FOX CORP COM CL A	48	1,957	1,498	0.2%
KHC	US Equities	KRAFT HEINZ CO	40	1,483	1,346	0.1%
FTRE	US Equities	FORTREA HOLDINGS INC	37	1,468	1,058	0.1%
Stocks Held (60)				489,015	928,489	87.32%
Fixed Income (Bonds & STIP)					132,463	12.46%
Cash					2,378	0.22%
Total					1,063,330	100.0%

